PICO ON

Technical Specifications

- **RF protocol** EPC global Class 1 Gen 2; ISO18000-63
- **Frequency** 902-928 MHz (US); 865-868 MHz (EU)
- **IC type** (chip)[1] Impinj M830
- **Chip memory**[2] 128 bits EPC, 96 bits TID
- **Write cycles** 10,000 times
- **Data retention** 10 years
- **Read range** fixed[3] Up to 19.69 ft (6 m)
- **Read range** handheld[3] Up to 14.44 ft (4.40 m)
- **Polarization** Linear
- **Radiation pattern on metal**

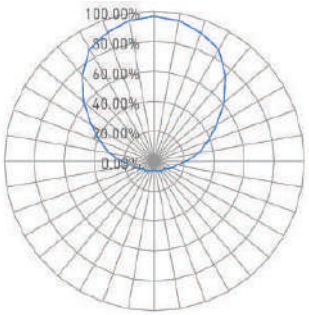

Key Features

+ **Small form factor:** fits small asset
+ **200°C:** withstand high temperatures
+ **6 m read range:** superior performance-to-size ratio
+ **IP68 rating:** waterproof

Applications

- **Hand tools for manufacturing, aerospace, railways, nuclear, military, Oil & Gas**
- **Weapon management**
- **Oilfield equipment**
- **Data centers**

Environmental Specifications

Temperatures

- Operational -40°C to +85°C
  -40°F to +185°F
- Survival -40°C to +150°C (168 hours)
  -40°F to +302°F
- Peak 200°C (392°F)

- **IP rating** IP68
- **Compression strength** 170 psi (1,176 kPa)
- **Shock** 3 ft (1 m) to concrete/granite
- **Vibration** MIL-STD-810G
- **Warranty** 1 year

[1] The chip data retention is up to 10 years, based on chip operating under general environment conditions.
[2] EPC can be re-programmed, password protected, or permanently locked. TID is locked and unique at the point of manufacturing.
[3] Performance based on standard testing methodologies. Performance may vary depending on environmental factors and reader output power.

Physical Specifications

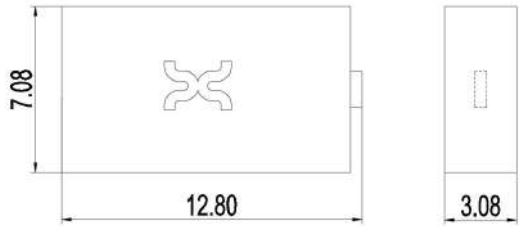

- **Material** Ceramic
- **Dimensions (in)**[1] 0.50 x 0.28 x 0.12
- **Dimensions (mm)**[1] 12.80 x 7.08 x 3.08
- **Weight** 0.05 oz (1.40 g)

Mounting Systems

- Industrial adhesive

Installation Instructions

To obtain the maximum adhesion, the following steps should be taken:

1. Clean surface using Isopropyl alcohol, or equivalent solvent to ensure the surface is free of dirt, dust, oil, and other debris that may affect adhesion.
2. Peel adhesive liner from the back of the tag, ensuring the adhesive is not contacted.
3. Place tag in desired location and firmly apply even pressure for up to 30 seconds.
4. To ensure proper curing of adhesive, allow ample cure time of up to 12 hours before handling.

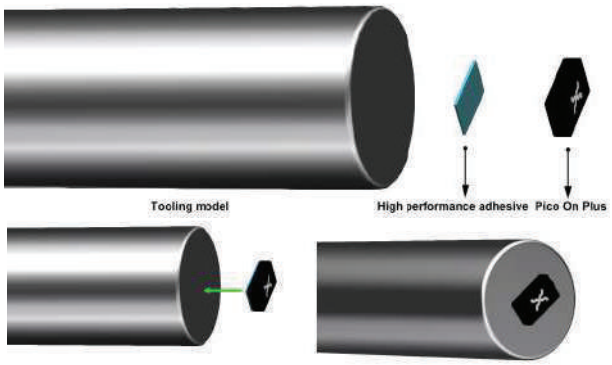

[1] Tolerance: +/- 0.004; +/- 0.100

Industry Compliance

Order Information

PICO On US: X3110-US001-M830	PICO On EU: X3110-EU001-M830

Customization Options

Encoding	Printing
ATEX Certified Version	

The information provided by Xerafy Singapore Pte. Ltd. is for general information purposes only. All information on the datasheet is provided in good faith. However we make no representation or warranty of any kind, express or implied, regarding the accuracy, adequacy, validity, reliability, availability, or completeness of any information on the datasheet..

Under no circumstance shall we have any liability to you for any loss or damage of any kind incurred as a result of the use of the product or reliance on any information provided on the datasheet. Your use of the product and your reliance on any information on the datasheet is solely at your own risk.