

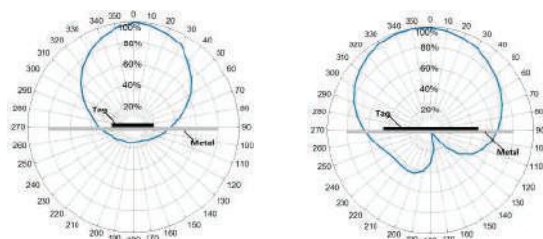


# METAL SKIN PLATINUM

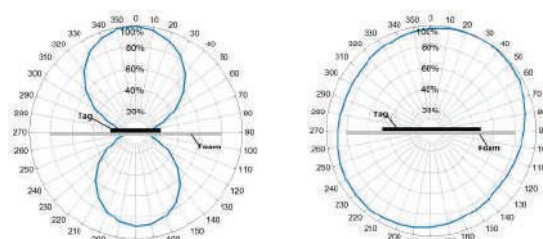
## Technical Specifications

- **RF protocol** EPC global Class 1 Gen 2
- **Frequency** 902-928 MHz (US);  
865-868 MHz (EU)
- **IC type (chip)**<sup>1</sup> NXP UCODE 9
- **Chip memory**<sup>2</sup> 96 bits EPC; 96 bits TID
- **Write cycles** 100,000 times
- **Data retention** 20 years
- **Read range on metal**<sup>3</sup> Up to 16.40 ft (5 m)
- **Read range off metal**<sup>3</sup> Up to 6.56 ft (2 m)
- **Polarization** Linear
- **Radiation pattern**

On metal-Horizontal / Vertical



Off metal-Horizontal / Vertical



## Key Features

- + **Flexible label:** for curved surfaces
- + **Multi-surface:** for on/off metal asset
- + **Printable:** human and computer-readable
- + **IP68 rating:** waterproof

## Applications

- Industrial supply chain
- RTI management
- Warehouse automation
- Automated inventory

## Environmental Specifications

### Temperatures



- Operational -40°C to +85°C  
-40°F to +185°F
- Survival -40°C to +85°C  
-40°F to +185°F

- **IP rating** IP68
- **Compression strength** 14 psi (97 kPa)
- **Printer compatibility** SATO CL4NX,  
Zebra ZT411R, Postek TX3r,  
TSC Printronix T6000e, etc.
- **Vibration** MIL-STD-810G
- **Warranty** 1 year

<sup>1</sup> The chip data retention is based on the chip operating under general environment conditions.

<sup>2</sup> EPC can be re-programmed or permanently locked, can not be password protected. TID is locked and unique at the point of manufacturing.

<sup>3</sup> Actual read range may vary based upon use case and antenna power.



## Physical Specifications

- **Material** White thermal transfer face stock
- **Dimensions (in)**<sup>1</sup> 2.30 x 0.75 x 0.04
- **Dimensions (mm)**<sup>2</sup> 58.50 x 19 x 1
- **Packaging** 500pcs/roll
- **Weight (roll)** 1.32 lbs (0.60kg)

## Mounting Systems

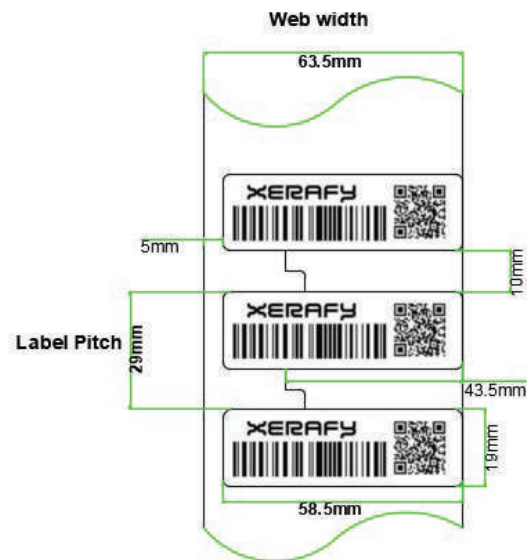
- Industrial adhesive

## Installation Instructions

1. Clean the surface using Isopropyl alcohol, alcohol pad or equivalent solvent to ensure surface is free from dirt, dust, oil and misc, debris that may affect adhesion.
2. Handle the label by edges, peel release liner from back ensuring not to touch the adhesive.
3. Place the label in desired tagging location and firmly apply even pressure to the label for 5 seconds.
4. Do not disturb the newly mounted label for at least 15 minutes to ensure proper adhesive seating.

<sup>1</sup> Tolerance: Length/Width= +/- 0.02; Thickness= +/- 0.008

<sup>2</sup> Tolerance: Length/Width= +/- 0.50; Thickness= +/- 0.200



## Industry Compliance



## Order Information

METAL SKIN Platinum US: X50A3-US011-U9

METAL SKIN Platinum EU: X50A3-EU011-U9

## Customization Options

Encoding

Printing

The information provided by Xerafy Singapore Pte. Ltd. is for general information purposes only. All information on the datasheet is provided in good faith. However we make no representation or warranty of any kind, express or implied, regarding the accuracy, adequacy, validity, reliability, availability, or completeness of any information on the datasheet.

Under no circumstance shall we have any liability to you for any loss or damage of any kind incurred as a result of the use of the product or reliance on any information provided on the datasheet. Your use of the product and your reliance on any information on the datasheet is solely at your own risk.