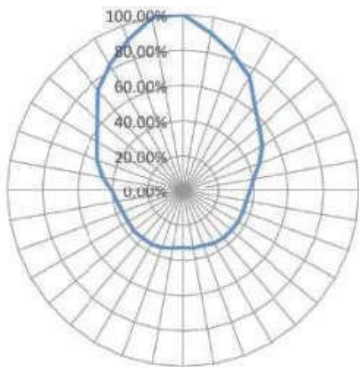




# MICRO POWER

## Technical Specifications

- **RF protocol** EPC global Class 1 Gen 2
- **Frequency** 902-928 MHz (US);  
865-868 MHz (EU)
- **IC type (chip)**<sup>1</sup> Impinj M750
- **Chip memory**<sup>2</sup> 96 bits EPC; 96 bits TID;  
32 bits user memory
- **Write cycles** 10,000 times
- **Data retention** 10 years
- **Read range fixed**<sup>3</sup> Up to 13.12 ft (4 m)
- **Read range handheld**<sup>3</sup> Up to 9.84 ft (3 m)
- **Polarization** Linear
- **Radiation pattern on metal**



## Key Features

- + **Small form factor:** fits small size
- + **4 m read range:** high performance
- + **Rugged mounting systems**
- + **High-performance polymer case:**  
durable for harsh environment
- + **IP68 rating:** waterproof

## Applications

- **Power tool tracking**
- **Automotive Post-Paint processes**
- **Construction tools**
- **Audio-Video equipment**
- **Rental fleet management**
- **RTI management**

## Environmental Specifications

### Temperatures



- **Operational** -40°C to +85°C  
-40°F to +185°F
- **Survival** -40°C to +150°C (4 hours)  
-40°F to +302°F

- **IP rating** IP68
- **Compression strength** 181 psi (1,250 kPa)
- **Shock** 3ft (1 m) to concrete/granite
- **Vibration** MIL-STD-810G
- **Warranty** 1 year

<sup>1</sup> The chip data retention is up to 10 years, based on chip operating under general environment conditions.

<sup>2</sup> EPC can be re-programmed, password protected, or permanently locked. TID is locked and unique at the point of manufacturing.

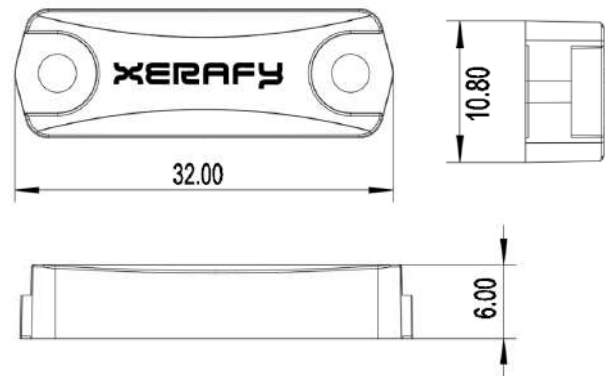
<sup>3</sup> Performance based on standard testing methodologies. Performance may vary depending on environmental factors and reader output power.

## Physical Specifications

- **Material** Industry grade polymer
- **Dimensions (in)<sup>1</sup>** 1.25 x 0.43 x 0.24
- **Dimensions (mm)<sup>1</sup>** 32 x 10.80 x 6
- **Weight** 0.11 oz (3 g)

### Mounting Systems

- Pop rivets
- Screws
- Cable ties
- Industrial adhesive (optional)




### Installation Instructions

1. Use M3 rivets for attachment:
  - Drill two holes (ø 3.50) in the metal surface, pitch: 24.80 mm.
  - Utilize M3 rivets in conjunction with a rivet gun to securely fasten the tag onto the metal surface.
2. Use M3 screws for attachment:
  - Drill two holes (ø 2.20) in the metal surface, pitch: 24.80 mm.
  - Perform a M3 thread tapping procedure.
  - Utilize M3 screws to securely attach the tag to the metal surface.

\* Can also be attached via adhesive / epoxy.

<sup>1</sup> Tolerance: +/- 0.012; +/- 0.300 mm



## Industry Compliance



## Order Information

MICRO Power US: X3130-US101-M750

MICRO Power EU: X3130-EU101-M750

### Customization Options

Encoding

Laser Marking

ATEX Certified Version

Printing

Industrial Adhesives

The information provided by Xerafy Singapore Pte. Ltd. is for general information purposes only. All information on the datasheet is provided in good faith. However we make no representation or warranty of any kind, express or implied, regarding the accuracy, adequacy, validity, reliability, availability, or completeness of any information on the datasheet..

Under no circumstance shall we have any liability to you for any loss or damage of any kind incurred as a result of the use of the product or reliance on any information provided on the datasheet. Your use of the product and your reliance on any information on the datasheet is solely at your own risk.