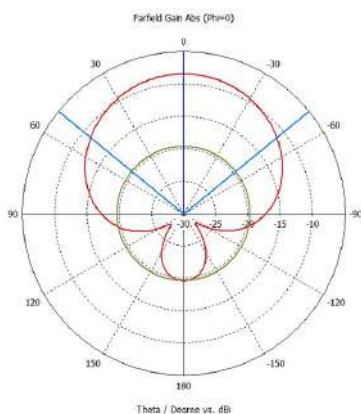




MICRO MEDICAL

Technical Specifications

- **RF protocol** EPC global Class 1 Gen 2
- **Frequency** 902-928 MHz (US);
865-868 MHz (EU)
- **IC type(chip)**¹ NXP UCODE 9
- **Chip memory**² 96 bits EPC, 96 bits TID
- **Write cycles** 100,000 times
- **Data retention** 20 years
- **Read range on metal**³ Up to 13.12 ft (4m)
- **Read range off metal**³ Up to 22.97 ft (7 m)
- **Polarization** Linear
- **Radiation pattern on metal**



Key Features

- + **Autoclave-proof:** withstands repeated sterilization cycles
- + **Chemical resistance:** withstands exposure to harsh sterilization chemicals for long-term durability
- + **Medical-grade materials:** constructed with biocompatible materials, safe for use in medical applications
- + **IP69K:** waterproof for rigorous cleaning and sterilization
- + **Multi-surface:** for installation on metallic and plastic assets

Applications

- **Surgical tray management**
- **Medical device tracking**

Environmental Specifications

Temperatures



- **Operational** -40°C to +85°C
-40°F to +185°F
- **Survival** -40°C to +150°C
-40°F to +302°F
- **Sterilization cycles** 134°C(273°F) and 210 Kpa (4 mins) for over 1000 cycles

- **IP rating** IP68, IP69K
- **Shock** 3ft (1 m) to concrete/granite
- **Vibration** MIL-STD-810G
- **Warranty** 1 year

¹ The chip data retention is up to 20 years, based on chip operating under general environment conditions.

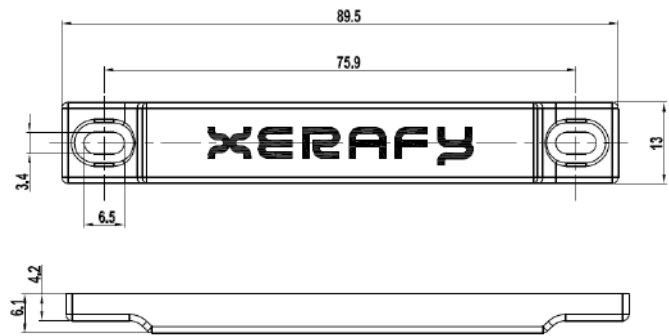
² EPC can be re-programmed, password protected, or permanently locked. TID is locked and unique at the point of manufacturing.

³ Handheld reader



Physical Specifications

- **Material** Industry grade polymer
- **Dimensions (mm)**¹ 89.50 x 13 x 6.10
- **Rivet hole diameter** L: 6.50 mm, R: 1.70 mm
- **Color** Gray
- **Weight** 0.32 oz (9 g)



Mounting Systems

- Pop rivets
- Screws
- Cable and zip ties

Installation Instructions

1: Attachment with M3 Rivets

Align the tag with the tray holes, maintaining a hole pitch of 72.80–79.00 mm (± 0.20 mm).

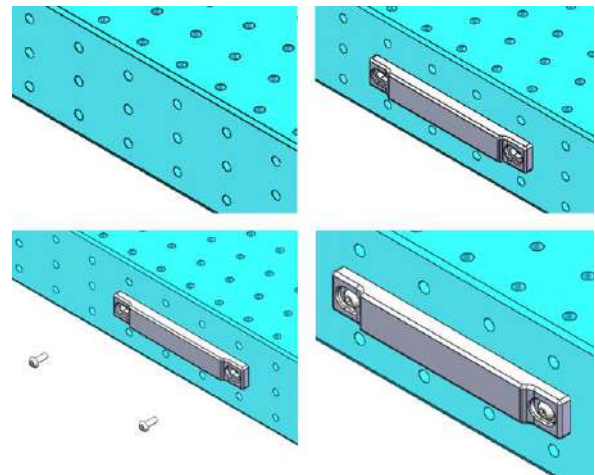
Use M3 rivets with a rivet gun to securely fasten the tag to the tray surface.

2: Attachment with M3 Screws

Align the tag with the tray holes, maintaining the same hole pitch of 72.80–79.00 mm (± 0.20 mm).

Secure the tag using M3 screws and nuts.

¹ Tolerance: ± 0.02 ; ± 0.50



Industry Compliance



Order Information

MICRO Medical (US): X0353-US100-U9

MICRO Medical (EU): X0353-EU100-U9

Customization Options

Encoding

Laser Marking

Printing

ATEX Certified Version

The information provided by Xerafy Singapore Pte. Ltd. is for general information purposes only. All information on the datasheet is provided in good faith. However we make no representation or warranty of any kind, express or implied, regarding the accuracy, adequacy, validity, reliability, availability, or completeness of any information on the datasheet.

Under no circumstance shall we have any liability to you for any loss or damage of any kind incurred as a result of the use of the product or reliance on any information provided on the datasheet. Your use of the product and your reliance on any information on the datasheet is solely at your own risk.