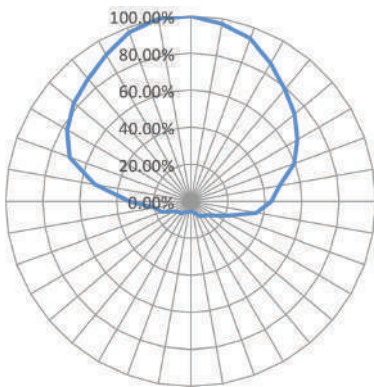




MICRO AUTOCLAVE

Technical Specifications

- **RF protocol** EPC global Class 1 Gen 2
- **Frequency** 902-928 MHz (US); 865-868 MHz (EU)
- **IC type (chip)**¹ Alien Higgs 9
- **Chip memory**² 96 bits EPC; 96 bits TID; 688 bits user memory
- **Read range fixed**³ Up to 32.81 ft (10 m)
- **Read range handheld**³ Up to 22.97 ft (7 m)
- **Polarization** Linear
- **Radiation pattern on metal**



Key Features

- + **Autoclave proof:** withstand cleaning and sterilization cycles
- + **150°C:** withstand high temperatures
- + **688 bits user memory:** data storage
- + **Stainless steel inserts:** rugged mounting systems

Applications

- **Autoclave sterilization**
- **Surgical trays**
- **Medical devices**
- **Healthcare equipment**

Environmental Specifications

Temperatures

- Operational -40°C to +85°C
-40°F to +185°F
- Survival -40°C to +150°C
-40°F to +302°F
- High temperature cycle 150°C
(302°F, 600 hours)

Chemicals⁴

- 24h H₂SO₄ (10% sulfuric acid)
- 24h HNO₃ (10% nitric acid)
- 24h H₃PO₄ (20% phosphoric acid)
- 24h H₂O₂ (25% hydrogen peroxide)
- 24h NaOH (10% sodium hydroxide)

- **IP rating** IP69K
- **Compression strength** 181 psi (1250 kPa)
- **Shock** 3ft (1 m) to concrete/granite

- **Vibration** MIL-STD-810G
- **Warranty** 1 year

¹ The chip data retention is up to 50 years, based on chip operating under general environment conditions.

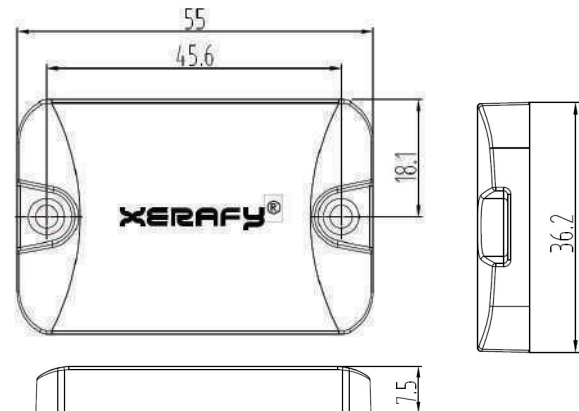
² EPC can be re-programmed, password protected, or permanently locked. TID is locked and unique at the point of manufacturing.

³ Performance based on standard testing methodologies. Performance may vary depending on environmental factors and reader output power.

⁴ The chemical resistance is based on the concentration of solutions and application environment. Please contact Xerafy for further details on chemical resistance.

Physical Specifications

- **Material** Industry grade polymer; 316L Stainless steel, Silicone
- **Dimensions (in)**¹ 2.01 x 1.43 x 0.30
- **Dimensions (mm)**¹ 55 x 36.20 x 7.50
- **Weight** 0.92 oz (26 g)
- **Packing information** 76 pcs /one box

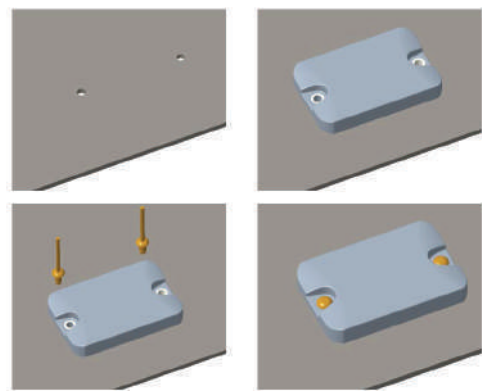


Mounting Systems

- Pop rivets
- Screws

Installation Instructions

1. Use M3 rivets for attachment:
 - Drill two holes (ø 3.50) in the metal surface, pitch: 45.60 mm.
 - Utilize M3 rivets in conjunction with a rivet gun to securely fasten the tag onto the metal surface.
2. Use M3 screws for attachment:
 - Drill two holes (ø 2.20) in the metal surface, pitch: 45.60 mm.
 - Perform a M3 thread tapping procedure.
 - Utilize M3 screws to securely attach the tag to the metal surface.



¹ Tolerance: +/- 0.02; +/- 0.50 mm

Industry Compliance



Order Information

MICRO Autoclave US: X1130-US140-H9

MICRO Autoclave EU: X1130-EU140-H9

Customization Options

Encoding

Laser Marking

ATEX Certified Version

Printing

Industrial Adhesives

Metal Backplate

The information provided by Xerafy Singapore Pte. Ltd. is for general information purposes only. All information on the datasheet is provided in good faith. However we make no representation or warranty of any kind, express or implied, regarding the accuracy, adequacy, validity, reliability, availability, or completeness of any information on the datasheet..

Under no circumstance shall we have any liability to you for any loss or damage of any kind incurred as a result of the use of the product or reliance on any information provided on the datasheet. Your use of the product and your reliance on any information on the datasheet is solely at your own risk.