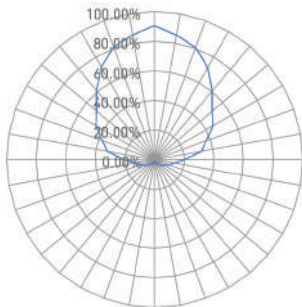




PICO IN

Technical Specifications

- **RF protocol** EPC global Class 1 Gen 2
- **Frequency** 902-928 MHz (US);
865-868 MHz (EU)
- **IC type (chip)**¹ Alien Higgs 9
- **Chip memory**² 96 bits EPC, 96 bits TID,
688 bits user memory
- **Read range fixed**³ Up to 6.56 ft (2 m)
- **Read range handheld**³ Up to 4.59 ft (1.40 m)
- **Polarization** Linear
- **Radiation pattern in metal**



Key Features

- + **Embeddable:** embedded in metal
- + **Small form factor:** fits small asset
- + **220°C:** withstand high temperatures
- + **IP68 rating:** waterproof

Applications

- Hand tools and equipments
- Oil wells equipments
- Injection molding

Environmental Specifications

Temperatures



- Operational -40°C to +85°C
- Survival -40°C to +150°C (168 hours)
- Peak 220°C

- **IP rating** IP68
- **Shock** 3 ft (1 m) to concrete/granite
- **Vibration** MIL-STD-810G
- **Warranty** 1 year

¹ The chip data retention is up to 50 years, based on chip operating under general environment conditions.

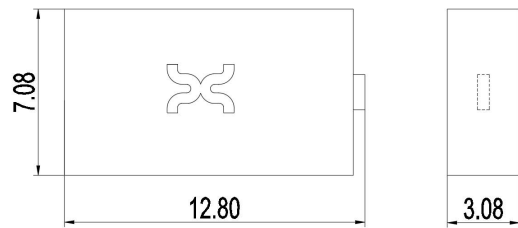
² EPC can be re-programmed, password protected, or permanently locked. TID is locked and unique at the point of manufacturing.

³ Performance based on standard testing methodologies. Performance may vary depending on environmental factors and reader output power.



Physical Specifications

- **Material** Ceramic
- **Dimensions (in)**¹ \varnothing 0.50 x 0.28 x 0.12
- **Dimensions (mm)**¹ 12.80 x 7.08 x 3.08
- **Weight** 0.05 oz (1.40 g)



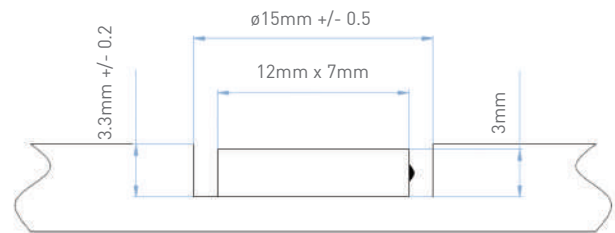
Mounting Systems

- Epoxy, embedded

Installation Instructions

To properly embed PICO In, first prepare a socket to meet the dimensions shown in the socket dimension figure on the right.

1. Apply epoxy to the bottom of the tag.
2. Position tag in the center of the socket.
3. Fill in socket with resin.
4. Make sure to fill any gaps between the tag and socket wall.
5. Allow the resin to cure and the tag is ready to use.
6. Do not disturb the newly mounted tag for at least 15 minutes to ensure proper adhesive seating.



¹ Tolerance: +/- 0.004; +/- 0.100

Industry Compliance



Order Information

PICO In US: X3210-US000-H9

PICO In EU: X3210-EU000-H9

Customization Options

Encoding

ATEX Certified Version

Printing

The information provided by Xerafy Singapore Pte. Ltd. is for general information purposes only. All information on the datasheet is provided in good faith. However we make no representation or warranty of any kind, express or implied, regarding the accuracy, adequacy, validity, reliability, availability, or completeness of any information on the datasheet..

Under no circumstance shall we have any liability to you for any loss or damage of any kind incurred as a result of the use of the product or reliance on any information provided on the datasheet. Your use of the product and your reliance on any information on the datasheet is solely at your own risk.

