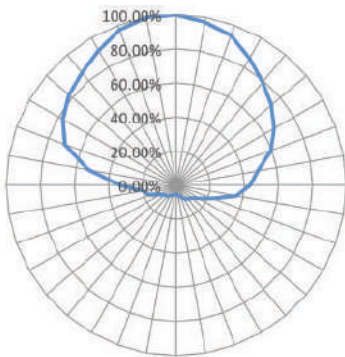


ROSWELL AUTOCLAVABLE

Technical Specifications

- **RF protocol** EPC global Class 1 Gen 2
- **Frequency** 902-928 MHz (US);
865-868 MHz (EU)
- **IC type (chip)**¹ Alien Higgs 9
- **Chip memory** 96 bits EPC; 48 bits TID;
688 bits user memory
- **Read range fixed**² Up to 16.40 ft (5 m)
- **Read range handheld**² Up to 11.48 ft
(3.50 m)
- **Polarization** Linear
- **Radiation pattern on metal**



Key Features

- + **250°C:** withstand high temperatures
- + **180° readable:** wider read angles
- + **Stainless steel case:** withstand high pressures, compression, chemicals
- + **Backplate:** secure mounting options
- + **IP69K rating:** for autoclaves

Applications

- Sterilizable surgical trays
- Medical devices
- Oil & Gas valve/wellhead management
- Food processing plants
- Automotive manufacturing

Environmental Specifications

Temperatures



- Operational -40°C to +85°C
- Survival -40°C to +250°C

Chemicals³



- 24h H₂SO₄ (10% sulfuric acid)
- 24h HNO₃ (10% nitric acid)
- 24h H₃PO₄ (20% phosphoric acid)
- 24h H₂O₂ (25% hydrogen peroxide)
- 24h NaOH (10% sodium hydroxide)

- **IP rating** IP68, IP69K
- **Compression strength** 1145 psi (7900 kPa)
- **Shock** 3ft (1 m) to concrete/granite

- **Vibration** MIL-STD-810G
- **Warranty** 1 year

¹ The chip data retention is up to 50 years, based on chip operating under general environment conditions.

² Performance based on standard testing methodologies. Performance may vary depending on environmental factors and reader output power.

³ The chemical resistance is based on the concentration of solutions and application environment. Please contact Xerafy for further details on chemical resistance.

Physical Specifications

- **Material** Stainless steel, High-performance engineered polymer
- **Dimensions (in)**¹ 1.89 x 1.10 x 0.53
- **Dimensions (mm)**¹ 48 x 28 x 13.50
- **Weight** 1.55 oz (44 g)

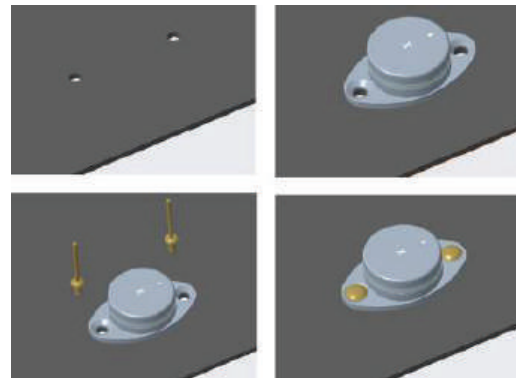
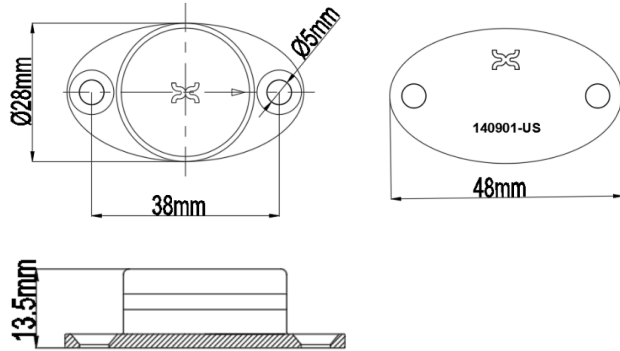
Mounting Systems

- Welding
- Rivets
- Screws
- Cable ties

Installation Instructions

1. Position the tag in alignment with the metal surface's length, ensuring that the "X" symbol is parallel to the same direction.
2. Use M4 rivets for attachment:
 - Drill two holes (Ø 5) in the metal surface, pitch: 38 mm.
 - Utilize M4 rivets in conjunction with a rivet gun to securely fasten the tag onto the metal surface.
3. Use M4 screws for attachment:
 - Drill two holes (Ø 3.20) in the metal surface, pitch: 38 mm.
 - Perform a M4 thread tapping procedure.
 - Utilize M4 screws to securely attach the tag to the metal surface.

¹ Tolerance: +/- 0.02; +/- 0.50



Industry Compliance



Order Information

ROSWELL Autoclavable US: X1114-US143-H9

ROSWELL Autoclavable EU: X1114-EU143-H9

Customization Options

Encoding

Laser Marking

Printing

ATEX Certified Version

The information provided by Xerafy Singapore Pte. Ltd. is for general information purposes only. All information on the datasheet is provided in good faith. However we make no representation or warranty of any kind, express or implied, regarding the accuracy, adequacy, validity, reliability, availability, or completeness of any information on the datasheet..

Under no circumstance shall we have any liability to you for any loss or damage of any kind incurred as a result of the use of the product or reliance on any information provided on the datasheet. Your use of the product and your reliance on any information on the datasheet is solely at your own risk.