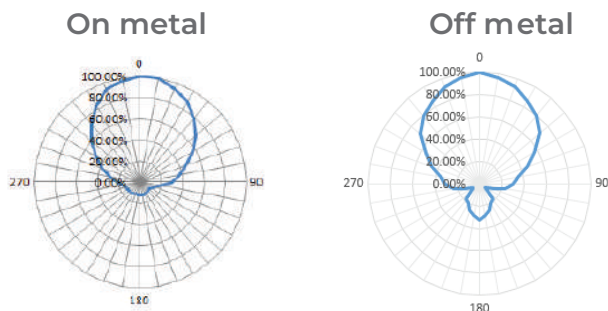




CONTAINER OUTDOOR

Technical Specifications

- **RF protocol** EPC global Class 1 Gen 2
- **Frequency** 902-928 MHz (US);
865-868 MHz (EU)
- **IC type(chip)**¹ Impinj M830
- **Chip memory**² 128 bits EPC; 96 bits TID
- **Read range on metal**³ Up to 131.23 ft (40 m)
- **Read range off metal**³ Up to 82.02 ft (25 m)
- **Polarization** Linear
- **Radiation pattern**



Key Features

- + **40m on metal:** record-breaking read range
- + **Surface versatility:** works on metal, plastic, and wood
- + **Mounting flexibility:** compatible with rivets, screws, cable ties, and adhesives
- + **Rugged housing:** UV-resistant and waterproof
- + **Cost-effective:** for high volume

Applications

- Last-Mile logistics
- Supply chain & inventory management
- Returnable transport packaging (RTP)
- Yard management

Environmental Specifications

Temperatures



- Operational -40°C to +85°C
- Survival -40°C to +85°C (48 hours)

- **IP rating** IP68
- **Compression strength** 29 psi (200 kPa)
- **Shock** 3ft (1 m) to concrete/granite
- **Vibration** MIL-STD-810G
- **Warranty** 1 year

¹ The chip data retention is up to 50 years, based on chip operating under general environment conditions.

² EPC and User Memory can be re-programmed, password protected, or permanently locked. TID is locked and unique at the point of manufacturing.

³ Fixed reader. Performance based on standard testing methodologies. Performance may vary depending on environmental factors and reader output power.



Physical Specifications

- **Material** Industry grade polymer
- **Dimensions (in)¹** 5.46 x 1.65 x 0.47
- **Dimensions (mm)¹** 139 x 42.20 x 12
- **Weight** 1.76 oz (50 g)


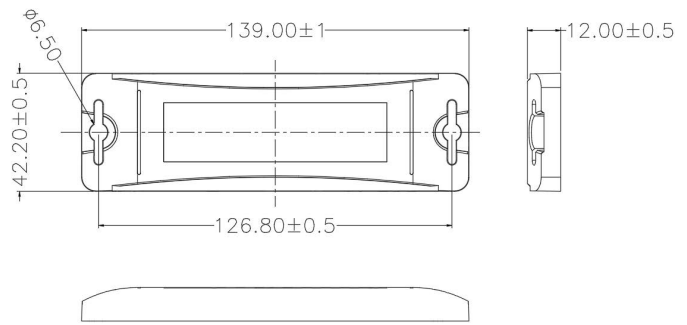
Mounting Systems

- Rivets
- Screws
- Cable ties
- Industrial adhesive (optional)

Installation Instructions

1. Use M6 rivets for attachment:
 - Drill two holes ($\varnothing 5$) in the metal surface, pitch: 126.80 mm.
 - Utilize M6 rivets in conjunction with a rivet gun to securely fasten the tag onto the metal surface.
2. Use M6 screws for attachment:
 - Drill two holes ($\varnothing 4.80$) in the metal surface, pitch: 126.80 mm.
 - Perform a M6 thread tapping procedure.
 - Utilize M6 screws to securely attach the tag to the metal surface.

¹ Tolerance: +/- 0.02; +/- 0.50



Industry Compliance



Order Information

Container OUTDOOR US: X0361-US100-M830

Container OUTDOOR EU: X0361-EU100-M830

Customization Options

Encoding

Laser Marking

ATEX Certified Version

Printing

Industrial Adhesives

The information provided by Xerafy Singapore Pte. Ltd. is for general information purposes only. All information on the datasheet is provided in good faith. However we make no representation or warranty of any kind, express or implied, regarding the accuracy, adequacy, validity, reliability, availability, or completeness of any information on the datasheet..

Under no circumstance shall we have any liability to you for any loss or damage of any kind incurred as a result of the use of the product or reliance on any information provided on the datasheet. Your use of the product and your reliance on any information on the datasheet is solely at your own risk.