

Versa Trak



The Versa Trak is an inventory RFID tag optimized to deliver versatile identification at the best price point.

The passive RFID tag is manufactured to meet the high performance that customers expect from on metal RFID tags while providing outstanding performance on non-metallic surfaces.



Multi-Surface
on/off metal



Superior read range



High performance
yet cost-effective



Optimized size-to-
performance ratio



Easily mounting
systems



- Returnable Transport Item (RTI) Management
- Pallet Logistics
- Storage Rack Identification

[LEARN MORE >](#)

Performance Characteristics

Read range (On metal) ¹	Up to 29 ft (9 m)
Read range (Off metal) ¹	Up to 9 ft (3 m)
Polarization	Linear
Attachment	High performance adhesive

1. Fixed reader

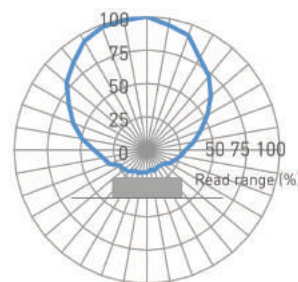
Functional Specifications

RF protocol	EPC global Class 1 Gen2
Frequency	860-960 MHz (Global)
IC type (chip) ¹	Impinj M750
Memory	96 bits EPC, 96 bits TID, 32 bits user memory
Material	Industry grade polymer

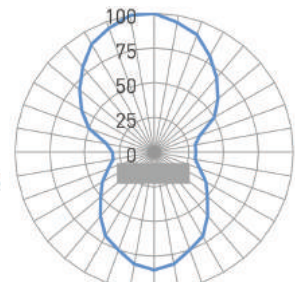
1. The chip data retention is up to 50 years, based on chip operating under general environment conditions.

Radiation Pattern

On-metal



Off-metal



Environmental Specifications

Operational temperature	-40°C to +85°C
Survival temperature	-40°C to +85°C
IP rating	IP68
Compression strength	26.1 psi (180 kPa)
Shock (drop)	3 ft (1 m) to concrete/granite
Vibration	MIL-STD-810G

Industry Compliance

RoHS	EU Directive 2011/65/EU
CE	Yes
ATEX/IECEX	Certified
Warranty	1 year

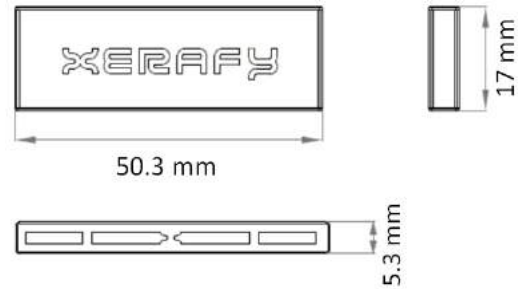
Order Information

X0350-GL011-M750	Versa Trak Global
Optional service	Encoding / Printing



Product Dimensions and Weight

Dimensions (in)	1.98 x 0.67 x 0.21
Tolerance	+/- 0.02
Dimensions (mm)	50.30 x 17 x 5.30
Tolerance	+/- 0.5
Weight	0.11 oz (3 g)



Installation Instructions

Instructions for optimal performances:

1. Clean the surface using Isopropyl alcohol, alcohol pad or equivalent solvent to ensure surface is free from dirt, dust, oil and misc, debris that may affect adhesion.
2. Handle the tag by edges, peel release liner from back ensuring not to touch the adhesive.
3. Place the tag in desired tagging location and firmly apply even pressure to the tag for 5 seconds.
4. Do not disturb newly mounted tag for at least 15 minutes to ensure proper adhesive seating.

About Xerafy

Xerafy designs and manufactures the world's toughest RFID tags to power Industrial IoT applications in Aerospace, Oil & Gas, Automotive, Healthcare and Manufacturing.

For Product inquiries: sales@xerafy.com
Singapore | China | US | UK

[GO TO WEBSITE >](#)